



## Certificate on outstanding dues to creditors and MSMEs

To,

**The Board of Directors,  
Kross Limited**  
M-4, Phase VI,  
Adityapur Industrial Area,  
Jamshedpur - 832 108  
Jharkhand, India

**Equirus Capital Private Limited**  
12th Floor, C Wing,  
Marathon Futurex,  
N. M. Joshi Marg, Lower Parel,  
Mumbai - 400 013  
Maharashtra, India

(Equirus Capital Private Limited is referred to as the “**Book Running Lead Managers**” or “**BRLMs**” in relation to the Offer)

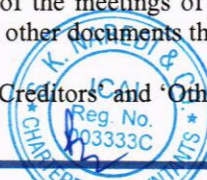
**Re: Proposed initial public offering of equity shares of face value of ₹ 5 each (the “Equity Shares”) of Kross Limited (the “Company” and such offering, the “Fresh Issue”) and an offer for sale of Equity Shares by certain existing shareholders of the Company (the “Offer for Sale”, and together with the Fresh Issue, the “Offer”)**

We, M/s S. K. Naredi & Co., the statutory auditor of the Company, have examined the restated financial information of the Company as of and for the years ended March 31, 2024, March 31, 2023 and March 31, 2022, prepared in accordance with Section 133 of Companies Act, 2013 as amended, read with Companies (Indian Accounting Standards) Rules, 2015, the Securities and Exchange Board of India (Issue of Capital and Disclosure Requirements) Regulations, 2018, as amended (“**SEBI ICDR Regulations**”) and the Guidance Note on Reports in Company Prospectuses (Revised 2019) issued by the ICAI (“**Restated Financial Information**”). We have been requested by the Company to issue this certificate in connection with the Offer in accordance with the SEBI ICDR Regulations *vide* our engagement letter dated July 03, 2023 with the Company.

We have also reviewed the books of accounts, ledgers, and bank statements of the Company, statutory records and registers maintained by the Company and other relevant documents as provided by the management of the Company.

We have performed following procedures for the Company as on the date of this certificate:

- i. Obtained the complete schedule of creditors along with outstanding balances due to creditors of the Company, prepared by the management of the Company, as on March 31, 2024 and bifurcated into two categories (i) outstanding dues of micro, small and medium undertakings (as per the Micro, Small and Medium Enterprises Development Act, 2006, as amended) (“**Small Scale Creditors**”), and (ii) outstanding dues of creditors other than Small Scale Creditors (“**Other Creditors**”). The creditors were further divided into “material creditors” and “other than material creditors” based on the materiality policy dated November 09, 2023 of the Company.
- ii. Compared the amount outstanding as per the schedule obtained in (i) above with the Restated Financial Information as at March 31, 2024, of the Company, to confirm the accuracy and completeness of such amounts to the extent applicable, along with ledger accounts of creditors, minutes of the meetings of the board of directors of the Company, minutes of annual general meetings and extra-ordinary general meetings of the Company, minutes of the meetings of various committees of the board of directors and bank statements of the Company and other documents that we have deemed necessary in this regard.
- iii. Verified the categories ‘Small Scale Creditors’ and ‘Other Creditors’ from confirmations received from the creditors.



Based on such review, we hereby certify and confirm that, except as disclosed below, as on March 31, 2024, there are no outstanding dues by the Company, to micro, small and medium enterprises and other creditors:

S. No.	Type of creditor	No. of creditors	Amount outstanding (in ₹ million)
1.	Dues to micro, small and medium enterprises	30	89.91
2.	Dues to Material Creditors ( <i>as defined below</i> )	2	107.13
3.	Dues to Other creditors	424	290.47
<b>Total</b>		<b>456</b>	<b>487.51</b>

The Company in its ordinary course of business has outstanding dues (i.e. trade payables) aggregating to ₹ 487.51 million as of March 31, 2024.

The board of directors of the Company have, pursuant to the resolution dated November 09, 2023, approved that a creditor of the Company, shall be considered to be material creditor (“**Material Creditor**”), for disclosures in the draft red herring prospectus, red herring prospectus and prospectus prepared in relation to the Offer, if amounts due to such creditor is equal to or exceeds 5.00% of the total trade payables of the Company as of the end of the latest period included in the Restated Financial Information (“**Materiality Policy**”) The trade payables of the Company as on March 31, 2024, as per the Restated Financial Information was ₹ 487.51million. Accordingly, a creditor has been considered to be a Material Creditor, if the amounts due to such creditor as on March 31, 2024, is equal to or in excess of ₹ 24.38 million.

Based on the Materiality Policy, we confirm the details in relation to Material Creditors of the Company as of March 31, 2024, as set out in **Annexure A** of this certificate.

Other than the details as set out in **Annexure B** the Company does not owe any amount to any micro, small and medium enterprises, as on March 31, 2024.

The Company does not owe any amount to other creditors, as March 31, 2024, other than those described in **Annexure C**.

The preparation of the accompanying Annexures is the responsibility of the Management of the company, which would also include maintenance of relevant records, books and documents.


We have conducted our examination in accordance with the ‘*Guidance Note on Reports or Certificates for Special Purposes*’ issued by the Institute of Chartered Accountants of India. We hereby confirm that while providing this certificate we have complied with the Code of Ethics and the Standard on Quality Control (SQC) 1, Quality Control for Firms that Perform Audits and Reviews of Historical Financial Information, and Other Assurance and Related Services Engagements, issued by the Institute of Chartered Accountants of India.

This certificate is issued by us on the basis of the documents and information mentioned in the foregoing paragraphs as shared by the Company for the purpose of the Offer. We confirm that the information in this certificate is true, fair, and correct and there is no untrue statement or omission which would render the contents of this certificate misleading in its form or context.

This certificate can be used, in full or part, for inclusion in the red herring prospectus, prospectus and any other material used in connection with the Offer (together, the “**Offer Documents**”) which may be filed by the Company with Securities and Exchange Board of India (“**SEBI**”), BSE Limited and National Stock Exchange of India Limited (collectively, the “**Stock Exchanges**”), RoC and / or any other regulatory or statutory authority.

We hereby consent to our name and the aforementioned details being included in the Offer Documents and/or consent to the submission of this certificate as may be necessary, to any regulatory / statutory authority, stock exchanges, any other authority as may be required in relation to the Offer and/or for the records to be maintained by the BRLM in connection with the Offer and in accordance with applicable law.

This certificate may be relied on by the BRLM and its affiliates in relation to the Offer and to assist the BRLM in conducting and documenting their investigation of the affairs of the Company in connection with the Offer. We hereby consent to this certificate being disclosed by the BRLM, if required (i) by reason of any law, regulation, order or request of a Court or by any Governmental or Competent Regulatory authority, or (ii) in seeking to establish a defense in connection with, or to avoid, any actual, potential or threatened legal, arbitral or regulatory proceeding or investigation.



We undertake to immediately communicate, in writing, any changes to the above information/confirmations to the BRLM and the Company until the equity shares allotted in the Offer commence trading on the relevant stock exchanges. In the absence of any such communication from us, the Company, the BRLM and its affiliates appointed with respect to Offer can assume that there is no change to the information/confirmations forming part of this certificate and accordingly, such information should be considered to be correct.

All capitalized terms used but not defined herein shall have the meaning assigned to them in the Offer Documents.

Yours faithfully,

**For and on behalf of**

**S.K. Naredi & Co.,  
Chartered Accountants  
Firm Registration Number: 003333C**



**Name: Rahul Naredi  
Designation: Partner  
Membership No.: 302632**



**UDIN: 24302632BKBXUK1240**

**Place: Jamshedpur  
Date: September 02, 2024**

**Encl.: Annexure A, B and C**

**CC:**

**J. Sagar Associates  
One Lodha Place, 27<sup>th</sup> Floor,  
Senapati Bapat Marg, Lower Parel,  
Mumbai – 400013  
Maharashtra, India**

**ANNEXURE A****Details in relation to Material Creditors of the Company as of March 31, 2024**

S. No.	Name of creditor	Amount outstanding (in ₹ million)
1.	SHARDA AUTO INDUSTRIES LIMITED	48.12
2.	BHUSHAN POWER & STEEL LIMITED	59.02
	<b>Total</b>	<b>107.13</b>

**ANNEXURE B****Details in relation to the outstanding dues to micro, small and medium enterprises as of March 31, 2024**


S. No.	Name of creditor	Amount outstanding (in ₹ million)	Outstanding Amount for Period of more than 45 days (₹ in million)
1	ANOK PRECISION TOOLS	0.03	0.03
2	BANERJEE RUBBER MOULDING CO.	1.31	0.42
3	RAINBOW ENGINEERING COMPANY	1.35	1.29
4	S.S. PLASTICS	5.77	3.41
5	SAMCO ALLOYS (INDIA) PVT.LTD.	12.07	9.44
6	UNITECH INDUSTRIES	2.99	1.71
7	SRIUNHAT METALIKS PVT. LTD.	9.73	4.57
8	AMAR ENTERPRISES	8.56	6.40
9	DEL STAR ENTREPRISES	0.00	-
10	HI TECH MARKETING	0.47	0.03
11	INDUSTRIAL SALES & SERVICE	2.81	0.53
12	KRIPANSH ELECTRICALS	0.75	0.28
13	MODI & COMPANY	6.50	4.26
14	SANJAY TOOLS & INDUSTRIES	1.14	0.87
15	SHAKUNTALA ENTERPRISES	7.83	5.20
16	TARUN TOOLS PVT.LTD.	3.97	3.82
17	VERIPRO SALES & SERVICES	0.87	0.87
18	OMKARA TRADERS	1.16	0.92
19	GOLCHHA LUBRICANTS & CHEMICALS	2.31	1.64
20	BHAMRA SAW MILLS	1.34	0.48
21	BHATIA BROTHERS(JSR)	0.99	0.56
22	K. B. PLASTIC	1.10	0.34
23	S.G.PRINT N PACK INDUSTRIES PRIVATE LIMITED	1.30	0.30
24	SHREE BALAJI ENTERPRISES	2.00	0.25
25	KEMI DIESEL EQUIPMENTS	0.63	0.51
26	UNIVERSAL BEARING CORPN.	0.40	0.10
27	BHURJEE ENGINEERING WORKS	0.26	0.10
28	ESTRO ENGINEERS	7.47	0.90
29	GALAXY BEARINGS LIMITED	2.68	2.68
30	TECHNO WIZ	2.12	2.11
	<b>Total</b>	<b>89.91</b>	<b>54.01</b>




**ANNEXURE C**

**Details in relation to the outstanding dues to other creditors as of March 31, 2024**


Sl. No	Vendor Name	Amount outstanding (in ₹ million)
1	ALFA RUBBER & SPRINGS (P) LTD.	0.10
2	APOLLO ENGINEERS(INDIA)	4.64
3	ATOP PRODUCT PVT. LTD.	0.19
4	BENARA UDYOG LIMITED	0.43
5	BHARDWAJ INDUSTRIAL WORKS	0.01
6	DEEPAK STEEL TRADERS	0.05
7	GOLDEN AUTO PRODUCTS	0.20
8	KOLHAN ASSOCIATE	0.05
9	MADRAS ENGINEERING INDUSTRIES PVT.LTD.	3.93
10	MCAM SURLON INDIA LTD.	1.42
11	OBERAI ENGINEERING WORKS	0.06
12	OMEGA AUTOMOTIVE PVT.LTD.	(0.11)
13	PRB ASSOCIATES	0.01
14	S.A INDUSTRIES	0.22
15	SHARP EDGE ENTERPRISES	1.43
16	SI AIR SPRINGS PVT LTD	0.49
17	TEXSPIN BEARINGS LTD	3.65
18	TUFF SEALS PVT LTD.	0.45
19	VIBRACOUSTIC INDIA PRIVATE LIMITED	1.30
20	VICTORY INDUSTRIAL CORPORATION	0.73
21	VIDUSHI WIRES PRIVATE LIMITED	0.35
22	ZF COMMERCIAL VEHICLE CONTROL SYSTEM INDIA LIMITED	4.77
23	BGS EXIM	0.11
24	DEEPA SALES	0.59
25	HANGZHOU NEW CENTURY UNIVERSAL JOINT CO.LTD,	2.29
26	LINYI QUANSHENG INTERNATIONAL TRADE CO.,LTD	(0.21)
27	PSPL STEEL PROCESSOR PVT.LTD	4.15
28	B.N. CHOWWDHURY	0.31
29	BULLET TRANS SOLUTIONS PRIVATE LIMITED	0.80
30	KESHARI GAS SERVICE	0.14
31	MAA MANOKAMANA ROAD SERVICE	7.44
32	MITHILA CARGO MOVERS	4.22
33	NANDINI ENTERPRISE	0.46
34	OLYMPIC PARCEL SERVICE	0.07
35	OM LOGISTICS LTD	11.09




36	SAFE & SECURE LOGISTICS PVT LTD	0.06
37	SAIZAR ENTERPRISE PVT.LTD.	1.92
38	SHRI SAINATH EXPRESS SERVICE	1.46
39	SRIVALLI SHIPPING & TRANSPORT PVT.LTD.	0.11
40	SRUTI ROADLINES	2.58
41	TCI EXPRESS LTD	2.06
42	TRANSYS GLOBAL FORWARDING PRIVATE LIMITED (KOL)	2.36
43	UNION ROADWAYS LIMITED	1.57
44	VIGSON ROADWAYS	0.14
45	BULLET LOGISTICS INDIA PVT.LTD.(CHENNAI)	0.57
46	SRI RAMA VILAS SERVICES LTD	0.42
47	UDDHAVA LOGISTICS PRIVATE LIMITED	0.37
48	AAMCOL TOOLS LIMITED	0.51
49	ADHIR ENTERPRISE	1.87
50	AGARWAL STEEL	2.47
51	AIRFLIC CORPORATION	(0.04)
52	AJU MARKING SYSTEMS	0.21
53	ALCALAB PVT. LTD.	0.22
54	ANAND TRADERS	0.49
55	ARBIND ELECTRICALS	0.36
56	ARJUNLAL BANWARILAL & CO	0.04
57	AUJAS TOOLS	(0.12)
58	D.V.SERVICES	0.37
59	D.V.TOOLS	0.35
60	DEVA INTERNATIONAL	0.45
61	ECOWELD	1.44
62	FLAME-EX	0.10
63	G.K.TECHNOLOGIES,	0.02
64	GOLCHHA CHEMICAL INDUSTRIES	0.00
65	GOLCHHA ENTERPRISES PVT.LTD.	0.00
66	HI-TECH PRODUCT AGENCIES	0.39
67	HIND HARDWARE	4.22
68	HIRA ELECTRICALS	0.84
69	HRK ENTERPRISES	0.78
70	JADID TOOLS	0.04
71	JALARAM ELETRICALS & ENGG.CO.	0.10
72	LAXMI MACHINE TOOLS	0.02
73	M/S. BIJAY AGENCIES	0.06
74	MAKBROS SALES	2.17
75	MEHTA TOOLS	1.01
76	MODI ELECTRONICS	0.05
77	MPM PRIVATE LIMITED	5.74
78	MULJEE V.PARIKH & SONS	0.25
79	Motherson Advanced Tooling Solutions (tigers Connect)	0.87
80	NEW ERA INDUSTRIAL CORPORATION	0.04
81	OM TOOLS & OIL	1.31
82	R R GRAPHICS	0.53
83	RAILTON ELECTRONICS	0.02



84	RAJESHCO	0.02
85	RISHU TRADING & CO.	1.14
86	S BRUSH	(0.03)
87	S.K.ENTERPRISES(BARIDIH)	0.85
88	SATISH STEEL ENTERPRISES	0.04
89	SHAW ENTERPRISES	0.08
90	SHREE GOYAL STORES	0.10
91	SHREE VINAYAK TRADERS	0.13
92	SIDDHANT ENGITECH PRIVATE LIMITED	0.86
93	SKF INDIA LIMITED (SUPP)	2.56
94	SONI AUTO ALLIED INDUSTRIES LTD.(UNIT-II)	5.30
95	SPHOORTI MACHINE TOOLS PVT LTD.	0.01
96	SRI RAJ LAXMI	0.00
97	SRSHTI ENTERPRISES	0.08
98	STAMP IT ROBOTAI & SOLUTIONS PVT.LTD	0.08
99	STAR ELECTRICALS	0.26
100	SUMEET ENTERPRISES	0.30
101	SUN SHINE TOOLING SOLUTIONS	0.90
102	Shiv Welding Company	0.51
103	Sunraj Industries	0.01
104	TETRA INDIA PVT.LTD	0.17
105	TURNO CHUCKS	0.02
106	Thread Master Tools & Gauges Pvt.Ltd.	0.31
107	UNIVERSAL TRADE CENTRE	0.01
108	UTILITY INTERNATIONAL	0.04
109	YES TECNO LTD.	8.84
110	YESKOLUBE	2.07
111	HARDCASTLE PETROFER PVT.LTD.	5.80
112	JIVANLAL CORPORATION	0.14
113	UNIVERSAL INDUSTRIAL GASES	0.18
114	M.K.GUPTA	1.83
115	MODI SALES AGENCY	0.04
116	NARSINGH RUBBER AND OIL PRIVATE LIMITED	1.94
117	R.S.COMMERCIAL CORPORATION	1.99
118	SND PRO SPECIALITIES	0.70
119	SUPERCHEM INDUSTRIDE	0.13
120	BIHAR PACKAGING INDUSTRIES	0.29
121	BINIRMAN (JSR)	0.69
122	DEVENDRA PACKAGING PACKAGING PVT.LTD.	0.11
123	NAVIN UDYOG	4.31
124	RAHUL TRADERS	0.00
125	SIMNA ADVERTISER	0.09
126	SWYAM UDYOG	0.06
127	VISHAL PACKERS PVT LTD.	1.21
128	YUVA UDYOG PRIVATE LIMITED	0.01
129	A.S. ENGG. (JOB)	0.29
130	ACHARYA ENGINEERING WORKS	0.02
131	ADYA ENTERPRISES PVT.LTD.	0.02




132	ANURAG CONSTRUCTIONS	0.19
133	AVON INDUSTRIES	3.81
134	AVON TOOLS	0.56
135	B.M. ENTERPRISE	0.57
136	B.M.J INDUSTRIES	1.25
137	BHANU ENTERPRISES(JOB)	0.20
138	BINA METAL WAY PVT.LTD.	0.17
139	DEEPA ENTERPRISES	1.52
140	DHARAM BHAGWATI FORGE PVT.LTD.	0.05
141	DIPALI ENTERPRISES	0.33
142	I.P.S.G. (P) LTD.	2.14
143	INDO DANISH TOOL ROOM	0.01
144	K.K.ENGINEERS	0.02
145	K.N.ENTERPRISES	0.04
146	KANCHAN ENGINEERING WORKS JOB	0.94
147	M.V.ENGINEERING	0.16
148	MAA SANTOSHI ENTERPRISES	0.20
149	N.K.ENGG.WORKS	0.03
150	P.A.K INDUSTRIES	0.05
151	PRECISION CUPS PVT. LTD.	0.76
152	PRIYA ENTERPRISES	0.02
153	SAI ENGINEERING ENTERPRISES	0.11
154	SAMBHAV ENGINEERING	0.36
155	SANDHYA ENGINEERING	0.37
156	SATYAM ENTERPRISES	0.90
157	SHANTI ENGG. WORKS	0.06
158	SHIPRA AUTO PVT LTD	0.10
159	SHRI SHYAM ENGINEERING WORKS	0.02
160	SINGH ENTERPRISES	0.32
161	SRI KRISHNA ENTERPRISES(JOB)	0.02
162	SRI RAM ENTERPRISES (JOB)	0.00
163	TECHNO COMMERCIAL CORPORATION	0.01
164	TSF LIMITED	2.58
165	TULSI ENTERPRISES	0.16
166	UNITED INDIA TRADING ENTERPRISES PVT LTD.	0.53
167	A.S.Thermo Feed Pvt.Ltd.	0.03
168	ABRABLAST EQUIPMENT PVT.LTD	0.05
169	ARBIND ELECTRICALS & MECHANICALS	0.27
170	B.S.ENTERPRISES(HOWRAH)	0.44
171	BALRAM MAHATO	0.01
172	BESTTECH (CNC)ENTERPRISE	0.02
173	BLUE BOX	0.02
174	DEBJANI	0.03
175	DEZ AUTOMATION AND CONTROL	0.05
176	ELECTRICAL REPAIRING SHOP	0.39
177	GALAXY ENTERPRISES	0.35
178	GALAXY HYDRAULICS	0.09
179	GUJRAT MACHINERIES & SPARES	0.12







180	HI-FLEX(INDIA)	0.05
181	INCONS INDIA	0.68
182	KRISHNA METAL TRADING CORPORATION	0.05
183	MAGVAS MACHINE PROTECTION	(0.08)
184	MICROMATIC MACHINE TOOLS PVT.LTD.(SERVICE)	0.04
185	S.S. ENTERPRISES	0.09
186	SAGAR ENGINEERING & FOUNDRY CO.	0.37
187	SAHARA ENTERPRISES	0.24
188	SUBURBAN ENGINEERING ENTERPRISE	0.03
189	SUPPLY AND SERVICE CORPORATION	0.10
190	AIR COOL SERVICE	0.05
191	ANWAR HUSSAIN KHAN	0.53
192	Arjun Gorai	0.00
193	BIRENDRA YADAV	(0.34)
194	CELMECH ENTERPRISE	0.00
195	D.K.ENTERPRISES	0.92
196	Eastern Travels Pvt Ltd	0.24
197	HEMANTA MAHAPATRA	0.03
198	IONBOND COATING (P) LTD (JOB)	0.79
199	KAMAL JANA	0.46
200	KIRAN ENTERPRISES	0.26
201	MACHINE TOOLS & SOLUTIONS	0.04
202	MD SALIM	0.07
203	MOHAMMAD AFAQUE AKHTAR	4.64
204	OERLIKON BALZERS COATING (I) PVT.LTD.	2.79
205	SHIVA NURSHING HOME	0.62
206	TRITION INDUSTRIAL SERVICE	0.19
207	AUTO TYRE CENTRE	0.01
208	BLUE DART EXPRESS LTD.(JSR)	0.01
209	OM SUITES PRIVATE LIMITED	0.04
210	TURRET INDUSTRIAL SECURITY PVT.LTD.	0.50
211	HEMANG STEEL TRADERS	3.34
212	J.P.STEEL ENTERPRISES	0.07
213	MH OVERSEAS	0.02
214	MKL STEEL INDIA PRIVATE LIMITED	5.93
215	ACCROPOLY METAL INDUSTRIES PRIVATE LIMITED	0.51
216	ACCURITE SYSTEMS	0.01
217	ADOR WELDING LIMITED	0.22
218	AIR CARE SERVICES	0.05
219	AJAY SYSCON PRIVATE LIMITED	0.04
220	AJHAR HUSAIN	(0.10)
221	AKSHIT ENTERPRISES PVT LTD.	0.94
222	ALL IN ONE	0.21
223	ALPANA ENGINEERS	0.04
224	AMAN FABRICATORS	1.47
225	ANAND MOTOR PRODUCTS PVT.LTD.	0.16
226	ANAND NVH PRODUCTS PVT LIMITED	1.64
227	ANJALI LOGISTIC SERVICE	0.02




228	ANMOL ENTERPRISES	0.10
229	ANURAG ENTERPRISES (NEW)	0.06
230	ARCHANA ENTERPRISES	0.01
231	ARIHANT AUTOMOBILE & ENGG. CO.	0.07
232	ASHAPURA INTERNATIONAL LTD.(GUJRAT)	0.38
233	ASHOK SECURE BROADBAND NETWORK PVT. LTD.	0.02
234	ASK FRAS-LE FRICTION PVT. LTD.	1.43
235	ASL ENTERPRISES LIMITED(SUPPLY)	1.79
236	ASPA PRECISE INSTRUMENTS	0.08
237	ASR METALLURGY PVT.LTD	0.04
238	AVISHKAR ENTERPRISES	(0.98)
239	AVTAR TRADING COMPANY	0.63
240	B K ENTERPRISES (ADITYAPUR)	0.04
241	B M ASSOCIATES	(0.97)
242	B.K NATIONAL ENGINEERING	0.11
243	B.K.ENTERPRISES	0.10
244	B.S.ENGG WORKS	0.22
245	BABU RAM & COMPANY	0.98
246	BADHWANIA AUTO MOBILE	0.02
247	BALAJI ENGINEERING & TRADING	0.35
248	BANI ENTERPRISES	0.03
249	BANKEY BIHARI INDUSTRIES (SUPPLY)	1.84
250	BANNY MOTORS AGENCY	0.17
251	BANSAL BROTHERS (RASMADA)	0.01
252	BARODA TRANSPORT	0.18
253	BASU TRADING CORPORATION	0.06
254	BEHARI INDUSTRIES	0.05
255	BESTTECH MANUFACTURING COMPANY	0.52
256	BHARTIA NON CONVENTIONAL PRODUCTS	0.54
257	BHAVYA FORK LIFT SPARE	0.34
258	BIBEK FURNITURE	0.31
259	BISWAKARMA ENGINEERING WORKS.	0.00
260	BMC FEROCAST PVT LTD	0.27
261	BMSS STEEL INDUSTRIES PVT.LTD.	(0.96)
262	BOHLER UDDEHOLM INDIA PRIVATE LIMITED	0.01
263	BONFIGLIOLI TRANSMISSIONS PVT LTD	0.02
264	BONY POLYMERS PRIVATE LIMITED (FBD)	0.01
265	BOSE CORPORATION INDIA PRIVATE LIMITED	0.02
266	BRAHMDEO RAM(AUTO)	0.23
267	BRIGHT ENGG.WORKS	0.04
268	BYAHUT ENTERPRISES	0.74
269	CERAMICS INDIA	5.35
270	CHAWLA SILICA SAND TRADING CO	0.34
271	CHEMBOND MATERIAL TECHNOLOGIES PRIVATE LIMITED	0.19
272	CHINTAMANI ENGG.& STEEL WORKS	0.03
273	CMH Tools Limited	(0.50)
274	COMAC INDIA PVT.LTD.	0.05
275	Cosmic Controls (India) Private Limited.	0.06




276	DAS AND SONS	0.04
277	DAS TOOLS	0.22
278	DASHARATH MAHATO(CANTEEN)	0.08
279	DEEKEY ENTERPRISES,( JOB WORK)	0.35
280	DEEPAK KUMAR (TRANSPORTER)	0.02
281	DEEPIKA	(0.11)
282	DEVENDRA KUMAR SINGH	0.01
283	DIAMOND ENTERPRISES	0.43
284	DM FOUNDRY SOLUTIONS	0.70
285	DMG MORI India Pvt. Ltd.	0.16
286	DNP ENTERPRISES	0.17
287	ESAI EQUIPMENT LLP	(0.67)
288	EXCEL MARKETING AGENCY	0.95
289	FALCON INDUSTRIES	0.73
290	FALCON TRADING	0.09
291	FEDEX EXPRESS TRANSPORTATION AND SUPPLY CHAIN SERVICES (INDIA) PVT. LTD,(JH)	0.23
292	FORACE POLYMERS PVT.LTD.	1.04
293	GAYATRI ENGINEERING	0.25
294	GILL TRANSPORT SERVICE	0.09
295	GIRDHARILAL AGRAWAL & CO	(0.58)
296	GOYAL STEEL	0.88
297	GUPTA ENGINEERING WORKS	1.90
298	GUPTA SHEETS INDUSTRY	0.11
299	GURMEET BROTHERS	0.39
300	GURUGRAM MACHINERY	0.13
301	GWC PROFESSIONAL SERVICES PRIVATE LIMITED	0.16
302	Gilard Metals	0.09
303	HERA TRADER	0.33
304	HI TECH TOOLS & FIXTURE	0.14
305	IIS ENTERPRISES	0.06
306	INDOWELD SERVICES(NEW)	0.29
307	INDRANI ENTERPRISES	0.06
308	INDUCTOTHERM (INDIA) PVT.LTD.	0.18
309	INDUSTRIAL TOOLS & BEARING COMPANY	0.21
310	INFOTECH	0.09
311	INLINE CONTROLS & EQUIPMENT PVT.LTD.	0.04
312	INTERNATIONAL MOTORS PVT.LTD.	2.09
313	IRIS TOOLS & AUTOMATION	0.28
314	InTouch Systems Pvt. Ltd.	0.19
315	Intreden Exim Private Limited	0.72
316	JAMSHEDPUR MATERIAL HANDLING SOLUTIONS	0.29
317	JANNAT ENTERPRISES	0.78
318	JASRAJ BROTHER'S	0.58
319	JAY DURGA ENTERPRISES	0.40
320	K.R.ENTERPRISES	11.61
321	KAMAL TECHNICAL SERVICES	0.50
322	KANHA ENTERPRISES	0.04



323	KANHAIYA ENTERPRISES	0.25
324	KARTIK KUMAR DAS(J.P TAILORS)	0.10
325	KAUSHALYA REPAIRING POINT	0.00
326	KRISHNA MOTELS (NOVANTA)	0.04
327	KRISHNA SOLUTIONS (JSR)	3.97
328	LAVIOSA INDIA PRIVATE LIMITED	1.69
329	LAXMI CORPORATION	0.24
330	LAXMI ENTERPRISES	0.53
331	LAXMINATH METAL INDUSTRIES	0.13
332	LINDE INDIA LIMITED	0.83
333	M R INDUSTIRES (JOB WORK)	0.21
334	M.K ENTERPRISES	0.33
335	MACOLINE SHIPPING PVT. LTD.	0.19
336	MAHENDRA ENGINEERING & MFG.CO.	0.22
337	MAK INDUSTRIAL AUTOMATION	0.03
338	MAKANI BROTHERS	0.01
339	MD SHARIF (UNIFORM)	0.05
340	MEHSANA AUTO AGENCY	0.30
341	METRO INTERNATIONAL TRADERS	0.12
342	MICRO ENGINEERING CO.	0.10
343	MODERN TECHNO ENGINEERING WORKS	(0.29)
344	MOSIL LUBRICANTS PRIVATE LIMITED	0.76
345	OM SAI ENTERPRISES	0.33
346	OM TEK ANALYTICAL SOLUTION	0.07
347	OMAC TECHNOCRACY	(0.51)
348	P.P. INDUSTRIES	0.11
349	PAWAN HARDWARE MART	0.02
350	PIXEL ENTERPRISES	0.06
351	PRASAD & SONS	1.16
352	PRATHAM SOLUTIONS	0.15
353	PREETAM SUSPENSION P.LTD.	0.07
354	PRIME TECHNOLOGIES	(0.02)
355	PRIYADARSHI INTERNATIONAL	0.05
356	R.D.ENGINEERING WORKS	0.07
357	R.K.ENTERPRISES (FURNITURE)	0.05
358	R.K.INDUSTRIES (ADITYAPUR)	0.05
359	R.K.NATIONAL ENGG.CO.	0.21
360	RAJ KUMAR KAR (CANTEEN)	0.12
361	RAJ MACHINING WORKS	(0.02)
362	RAMBAL LIMITED	1.03
363	RE SOURCE INDIA	0.36
364	REMANT INDUSTRIES	0.15
365	RN INFOSYSTEM	1.20
366	ROBUST AUTOCOMP PRIVATE LIMITED(NOIDA)	(3.37)
367	RSS SALES & SERVICES	0.12
368	S & S COMPANY	0.07
369	S B ENTERPRISES	(0.16)
370	S.& S. INDUSTRIES	(0.46)



371	S.K.TRADERS (DIMNA)	0.28
372	S.P.ENTERPRISES (ADITYAPUR)	0.36
373	S.R.ENGINEERING(GAMHARIA)	0.01
374	SABITA ENTERPRISES	0.05
375	SAI RAM ENGINEERING WORKS	1.17
376	SAI ELECTRIC & TRADING CO.PVT.LTD.	0.16
377	SAMARTH ENGINEERING COMPANY PRIVATE LIMITED	0.13
378	SANJEEV RAMAN SECURITY AGENCY	0.16
379	SHANDONG XINZHONGYE IMPORT AND EXPORT TRADING CO.,LTD	2.08
380	SHARDA ENTERPRISES	0.99
381	SHILPASREE EQUIPMENTS	0.02
382	SHIV SHAKTI ENGINEERING	0.26
383	SHIV SHAKTI ENGINEERING WORKS	0.46
384	SHIVA ENTERPRISES(SUPPLIER)	1.52
385	SHIVANI ENGINEERING WORKS	0.01
386	SHIVESH ENTERPRISES	0.13
387	SIGMA APPLICATION	0.29
388	SIGMA HTS LLP	0.17
389	SINGH CONSTRUCTION	(0.00)
390	SONI POLYMERS PVT.LTD.	0.01
391	SPACE TECH (JOB WORK)	0.02
392	STEEL CITY DISTRIBUTORS	0.08
393	STORES SUPPLY INDIA AGENCY	0.69
394	STORK RUBBER PRODUCT PVT.LTD.	0.12
395	SUDIP PANDIT	0.05
396	SUJAN CONTITECH AVS PRIVATE LIMITED	4.95
397	SUNDARAM BRAKE LININGS LTD	0.80
398	SUNDRAM FASTNERS LIMITED	0.56
399	SUNRISE ENTERPRISES	0.14
400	SUPER PACKING & TOOLS COMPANY	0.03
401	SUPRA AUTO COMPONENTS PRIVATE LIMITED	0.20
402	SUPRABHA PROTECTIVE PRODUCTS PVT.LTD.(JSR)	0.17
403	SURENDRA YADAV	0.61
404	SURFACE FINISHING EQUIPMENT COMPANY	0.06
405	SURI AND SONS	0.10
406	SWIFT SERVICES	0.05
407	Shandong Xuanze Commerce and Trade Co., Ltd.	1.69
408	TECHNO MACHINO & FABCO PVT.LTD.	0.13
409	TESTING RESEARCH ENGINEERING AND TECHNOLOGICAL SERVICES	0.02
410	THERMAL ENGINEERING SYSTEMS	(0.06)
411	TRAMCO COACHES PVT LTD	0.01
412	Toyota Material Handling India Pvt.Ltd	0.06
413	UNIROAD LOGISTICS PVT.LTD.	0.96
414	UPKAR FORGE (INDIA)	0.59
415	UR ASSOCIATES	0.05
416	USHA ENTERPRISES	0.03



417	VIKASH ENTERPRISE(DURGAPUR)	0.01
418	VIRAT SPECIAL STEELS (P) LIMITED	0.10
419	VISHWAKARMA ENGINEERING WORKS	0.80
420	VISION METAL AIDS PVT.LTD.	0.60
421	WITMANS INDUSTRIES PVT.LTD.	1.01
422	AARTI STEELS LTD. (CUTTACK)	7.51
423	JAYASWAL NECO INDUSTRIES LTD	11.41
424	TATA STEEL LIMITED(TSLP)	7.20
<b>Total</b>		<b>290.47</b>

